



# CLICKSMART

## Scalpel Blade Remover




1 Place blade flat into landing pad - sharp edge to the right



2 Insert scalpel handle until audible click



3 Remove handle



With the Qlicksmart scalpel blade remover, you have a single-handed way to dispose your razor sharp scalpels. By using the Qlicksmart, you will never have to remove a blade by hand and can take full responsibility for correct disposal if you use forceps. There is also no re-sheathing action and the blade is contained immediately upon removal. The Qlicksmart is designed to protect you and meets the OSHA Bloodborne Pathogens Standards compliant. It also meets the Australian/New Zealand Standard (AS/NZS 3825:1998). Qlicksmart removes all common blades from most sizes and No. 3, No. 4, No. 5, No. 7, and No. 9 scalpel handles. The Qlicksmart wall mounting bracket is sold separately.

### Description:

CLICKSMART Scalpel Blade Remover  
CLICKSMART Bracket

### Item#:

BLR00101E  
BLR00102E



American MasterTech  
scientific laboratory supplies

Copyright © 2011-2018 American MasterTech Scientific. All rights reserved.

No part of these pages may be used for any purpose other than personal use. Therefore, reproduction, modification, storage in a retrieval system or retransmission, in any form or by any means, for reasons other than personal use, is strictly prohibited without prior written permission.